
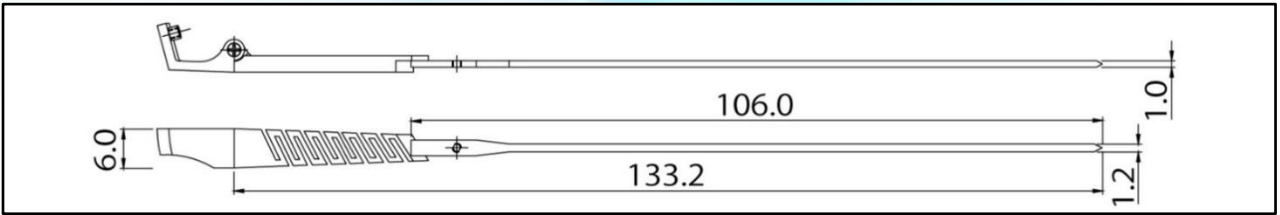


CW-FLEX F


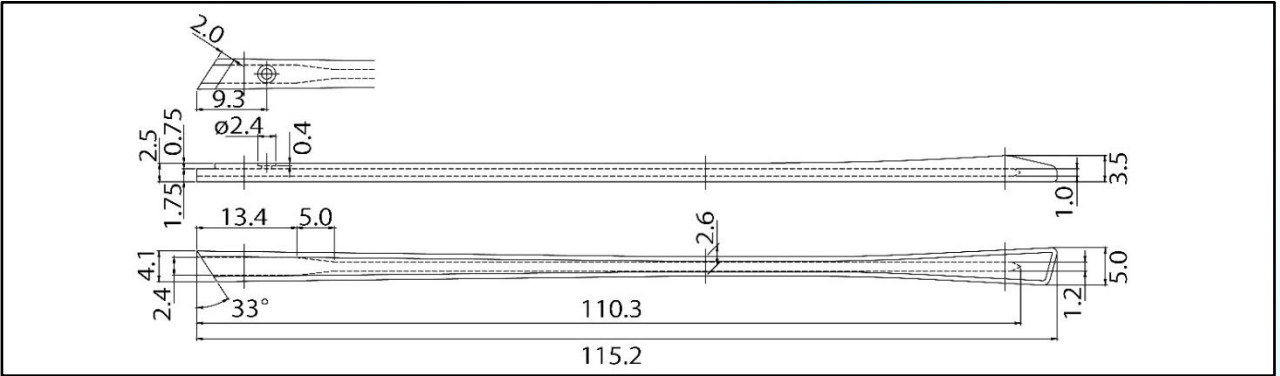
CW-FLEX temples are cut from **F**lat sheet material. Various cutting designs can be made more economically by a one-time cutting of a few pieces of sheet material stacked and cut together.



CW-FA/PET



CW-FA/M1 Matching temple tip made of TPE



You can feel its different flexibility by bending the same temple in an open-close direction (horizontal) or an angled direction (vertical slant) as pictured above.

Product features

1. Material: Beta titanium .
2. Flexibility is based on the different cutting designs.
3. Cost is more economical compared to the usual one-piece sheet cutting.

Other design for reference

CW-FLEX-FB/PET sample picture and drawing

